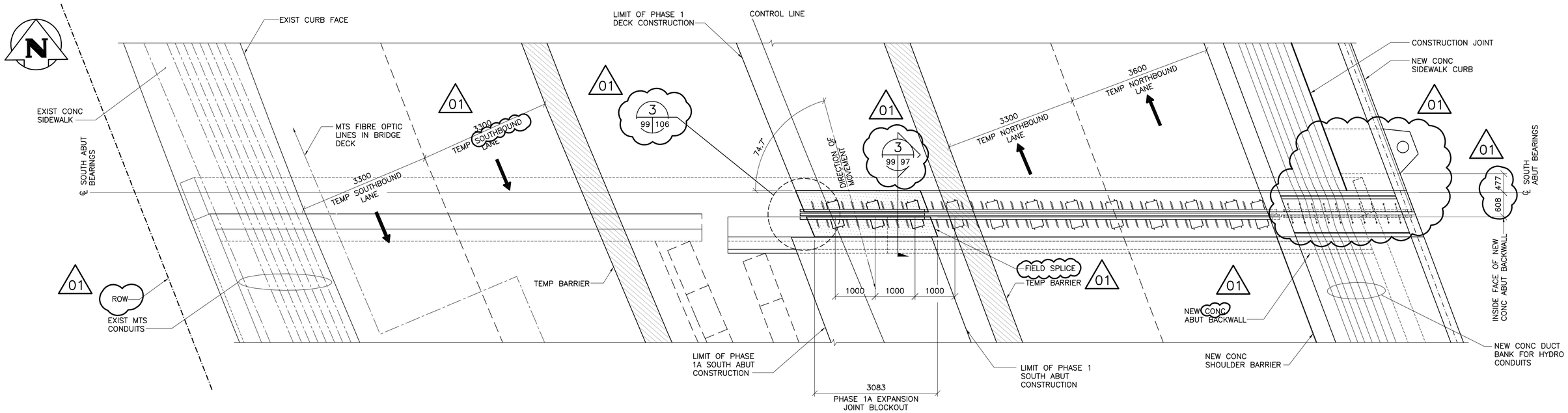

1 — EXPANSION JOINT AT SOUTH ABUTMENT – PHASE 1A
1 : 50

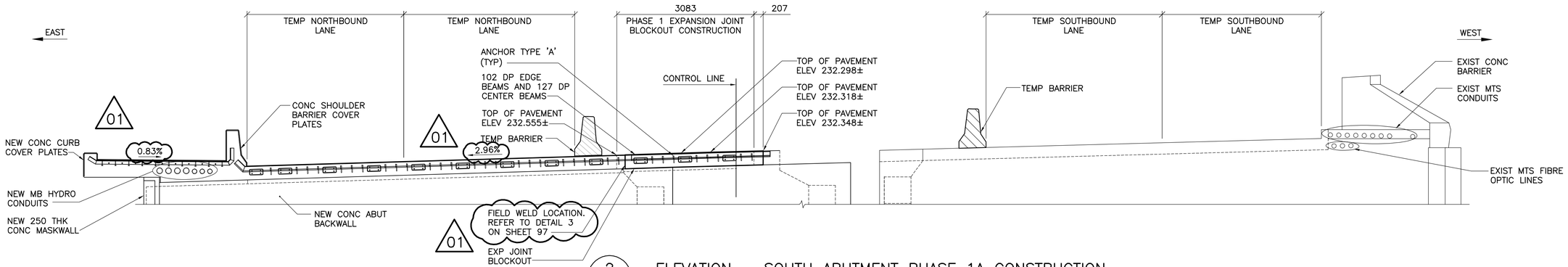

2 — ELEVATION – SOUTH ABUTMENT PHASE 1A CONSTRUCTION
1 : 50

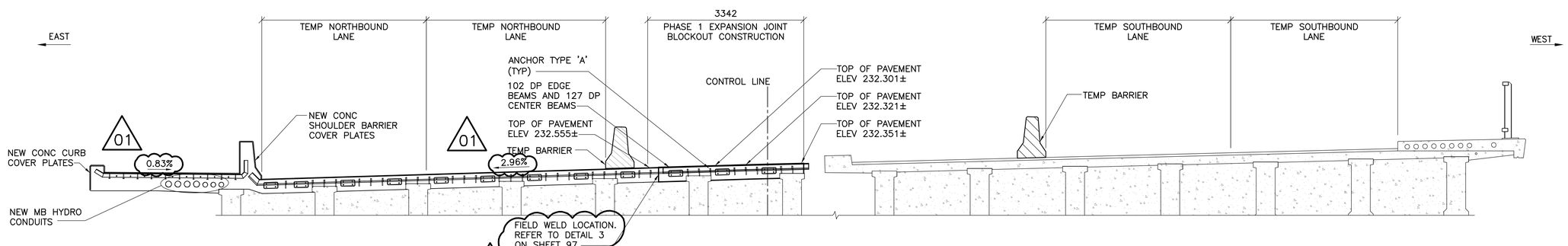

3 — ELEVATION – BRIDGE SECTION PHASE 1A
1 : 50

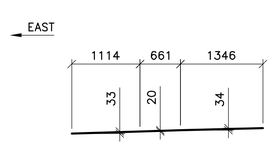

4 — PROFILE DETAIL – EDGE AND CENTRE BEAMS – PHASE 1A
1 : 50

APEGM
Certificate of Authorization
Wardrop Engineering Inc.
No. 195 Date: April 30, 2011

B.M. ELEV.		F.B.	
01	ISSUED FOR ADDENDUM 1	11.03.07	VB
00	ISSUED FOR TENDER	11.02.18	VB
NO.	REVISIONS	DATE	BY

WARDROP
A TETRA TECH COMPANY

DESIGNED BY	K.Y.	CHECKED BY	V.B.
DRAWN BY	E.M.M.	APPROVED BY	R.H.W.
HOR. SCALE: VERTICAL:	AS NOTED	RELEASED FOR CONSTRUCTION	DATE
		ORIGINAL SIGNED	11.02.16
DATE	10.12.03	MATT CHISLETT, P.ENG BRIDGE PROJECTS ENGINEER	

PROVINCE OF MANITOBA — ORIGINAL SIGNED 11.02.16 — V. BANTHIA — Member 23477 — REGISTERED PROFESSIONAL ENGINEER

CONSULTANT DRAWING NO. 0900070502-DWG-S0099

Winnipeg
THE CITY OF WINNIPEG
PUBLIC WORKS DEPARTMENT
ENGINEERING DIVISION

OSBORNE STREET BRIDGE
REHABILITATION & RELATED WORKS

CITY DRAWING NUMBER B109-11-104
SHEET 99 OF 131

SOUTH EXPANSION JOINT – PHASE 1A CONSTRUCTION

99