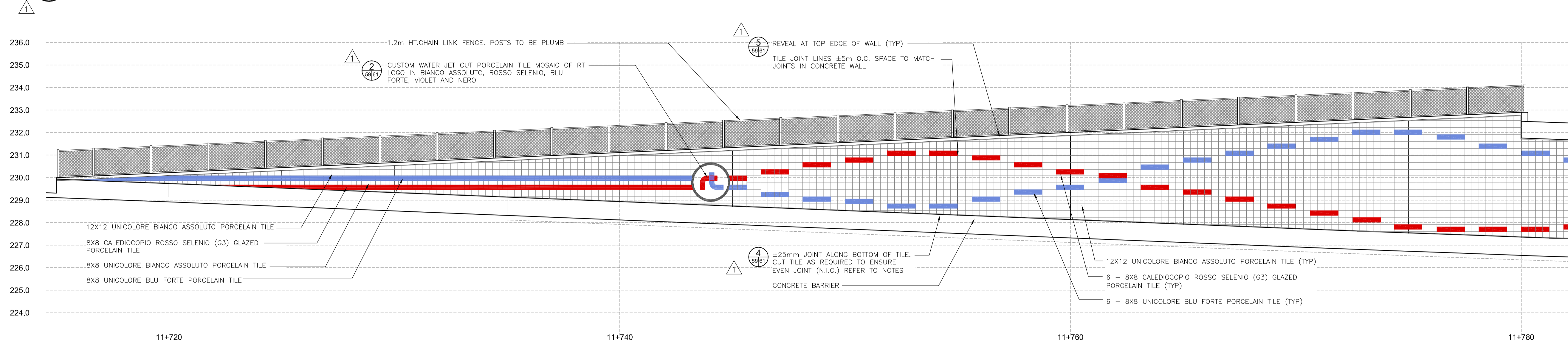
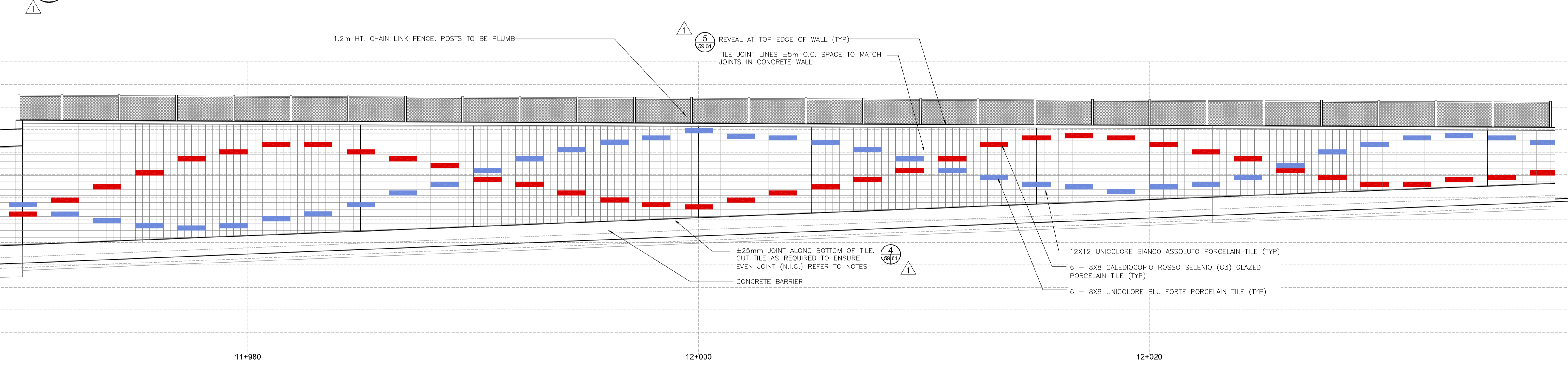


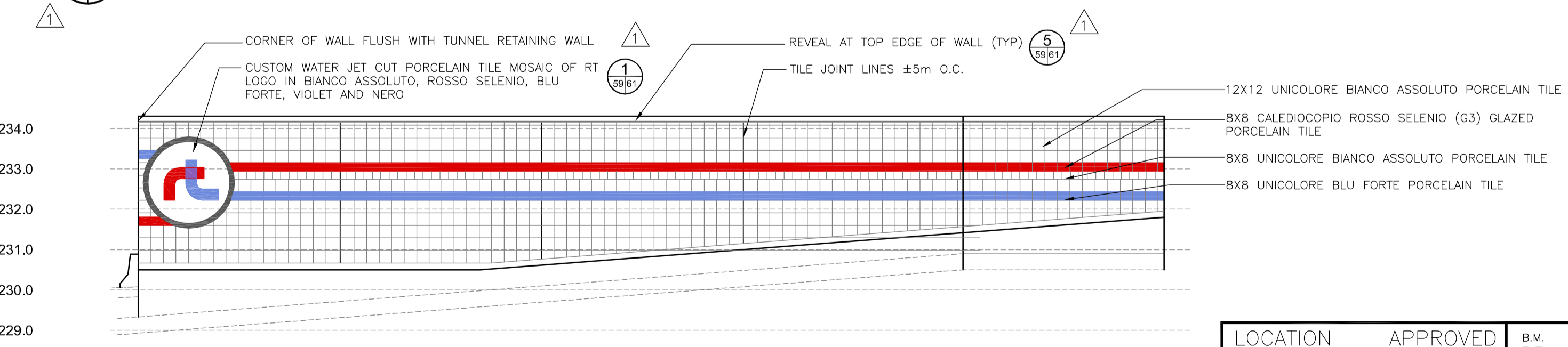
1 ELEVATION THROUGH TUNNEL LOOKING WEST
SCALE 1:500



2 DETAIL ELEVATION - SOUTH END
SCALE 1:100



3 DETAIL ELEVATION - NORTH END
SCALE 1:100



4 END WALL ELEVATION - AT WARSAW
SCALE 1:100

NOTES:
1. ALL TILE LAYOUTS SHOWN ARE APPROXIMATE AND ARE TO BE USED FOR GENERAL LAYOUT ONLY. CONTRACTOR TO LAYOUT TILE ON SITE FOR REVIEW AND APPROVAL BY CONTRACT ADMINISTRATOR PRIOR TO INSTALLATION.
2. CONTRACTOR TO STOP TILING ONE COURSE ABOVE LINE OF FUTURE BARRIER. TILES TO BE LEFT SQUARE. DO NOT CUT BOTTOM ROW OF TILES. STOP INSTALLATION, LEAVE EDGE CLEAN AND PREPARED FOR FUTURE TILE INSTALLATION BY OTHERS.

LOCATION UNDERGROUND APPROVED STRUCTURES SUPV. U/O STRUCTURES COMMITTEE DATE NOTE: LOCATION OF UNDERGROUND STRUCTURES AS SHOWN ARE BASED ON THE BEST INFORMATION AVAILABLE BUT NO GUARANTEE IS GIVEN THAT ALL EXISTING UTILITIES ARE SHOWN OR THAT THE GIVEN LOCATIONS ARE EXACT. CONFIRMATION OF EXISTENCE AND EXACT LOCATION OF ALL SERVICES MUST BE OBTAINED FROM THE INDIVIDUAL UTILITIES BEFORE PROCEEDING WITH CONSTRUCTION.	B.M. ELEV. BM ELEV. 1 ISSUED FOR ADDENDUM 4 4/11/09 JW 0 ISSUED FOR TENDER 05/10/09 JW NO. REVISIONS DATE BY	DESIGNED BY SR/JW DRAWN BY JW CHECKED BY SR APPROVED BY BM HOR. SCALE AS NOTED VERTICAL DATE 2009/06/24	 DILLON CONSULTING RELEASED FOR CONSTRUCTION DATE	 JACQUELINE L. WILKIE member no. 75 ORIGINALLY DRAWN BY JACKIE WILKIE 05/10/09 CONSULTANT PROJECT NO. 08-028C	 THE CITY OF WINNIPEG TRANSIT DEPARTMENT SOUTHWEST RAPID TRANSIT CORRIDOR - STAGE 1 TRANSITWAY TUNNEL AT CN RIVERS SUBDIVISION MILEAGE 1.38 & ASSOCIATED WORKS TILE PATTERN LAYOUT WEST WALL	CITY DRAWING NUMBER U237-09-59 SHEET 59 OF 73 CONSULTANT DRAWING NUMBER C4-S1301-T
--	---	---	---	--	---	--

X:\08-028_Southwestern BRT Corridor\Drawings\2009\Turner\wg-tile_elevation.dwg