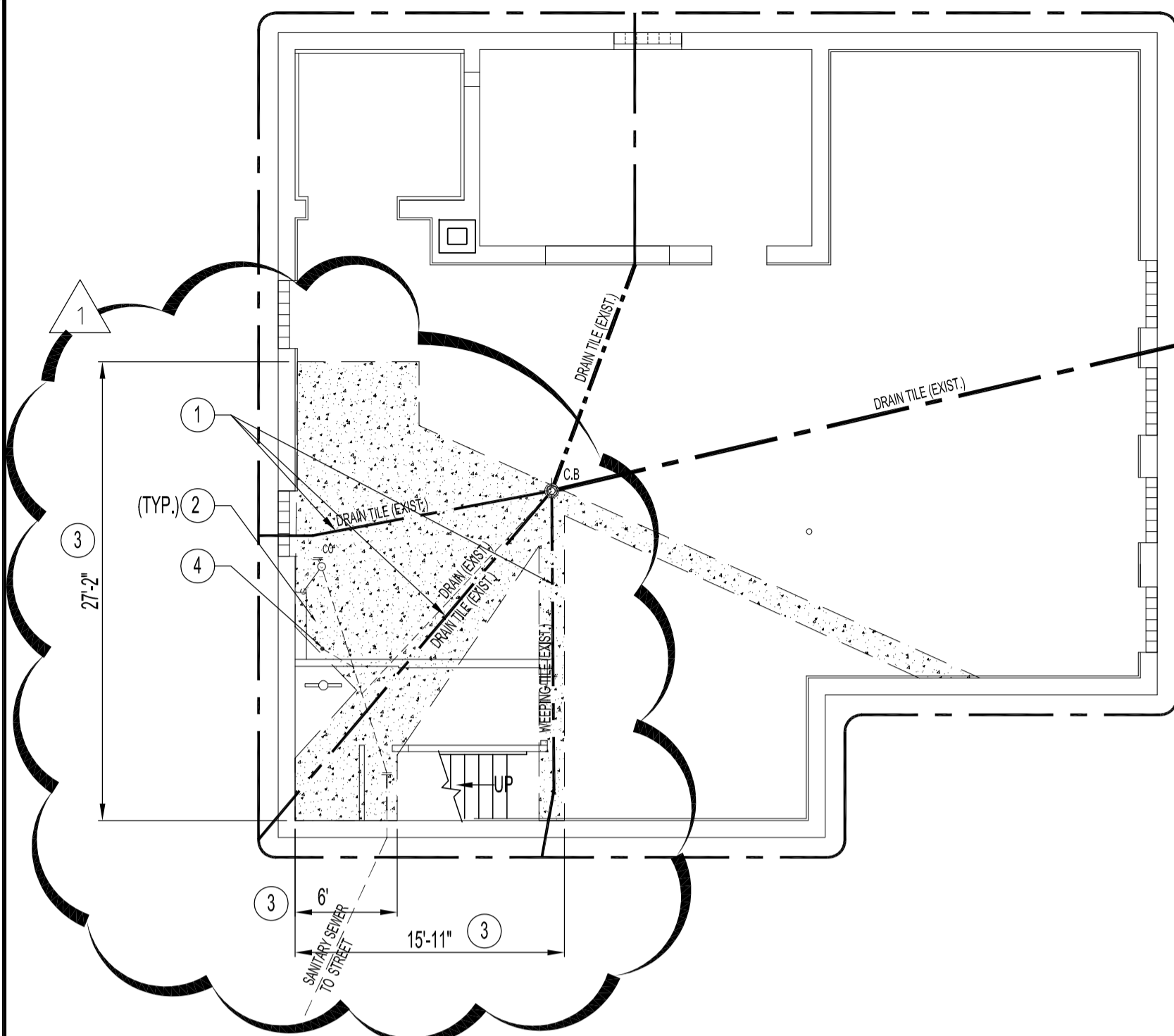


FILE NAME: 2004023M4R1 DATE: 2007.10.11 DESCRIPTION: BASEMENT FLOOR PLAN - PLUMBING DEMOLITION & RENOVATION PROJECT No.: 2004-023 ADDRESS: 1400 HENDERSON HWY.



**BASEMENT FLOOR PLAN - PLUMBING/FLOOR DEMOLITION**  
SCALE: 1/8"=1'-0"

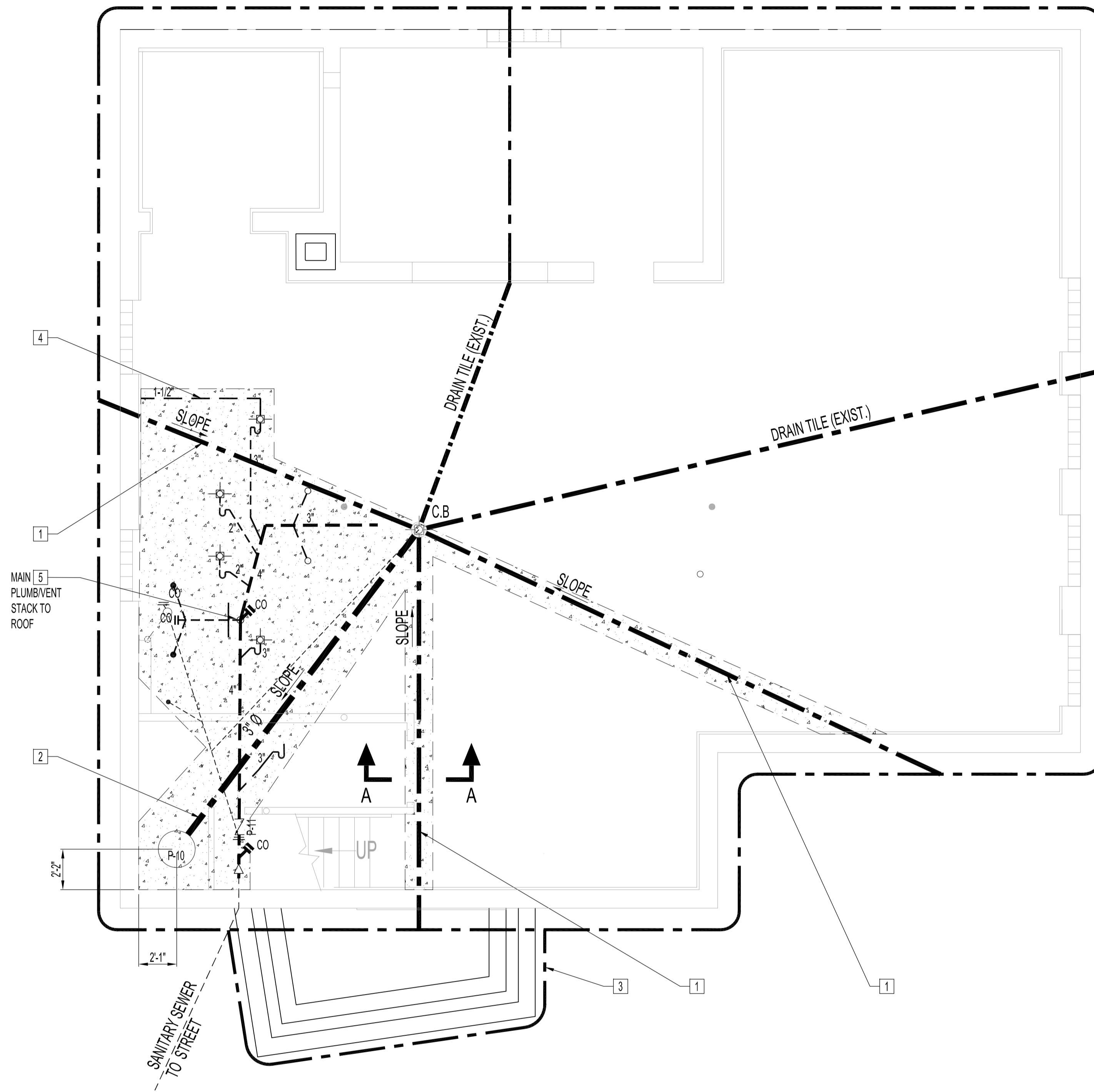
**PLUMBING DEMOLITION NOTES**

- 1 REMOVE DRAIN TILES & PERIMETER WEEPING TILE AS SHOWN. CONSULT WITH CLIENT ON CONDITION OF DRAINAGE STONES TO BE REPLACED OR NOT.
- 2 AREA OF BASEMENT CONCRETE SLAB CUT-OUT FOR REPLACEMENT NEW DRAIN TILES, NEW SUMP PIT, BACKWATER VALVE, CLOSET FLANGES, FLOOR DRAINS, SHOWER DRAINS. SEE BASEMENT PLUMBING RENOVATION DRAWING.
- 3 DIMENSION GOVERNED BY ACTUAL EXISTING LOCATION OF DRAIN TILES & SANITARY SEWER. CUT WIDTH SHALL BE 18" WIDE FROM CENTERLINE.
- 4 REMOVE EXISTING CLOSET FLANGE & LINE CONNECTION TO SANITARY SEWER. REWORK SECTION TO ACCEPT RENOVATION.

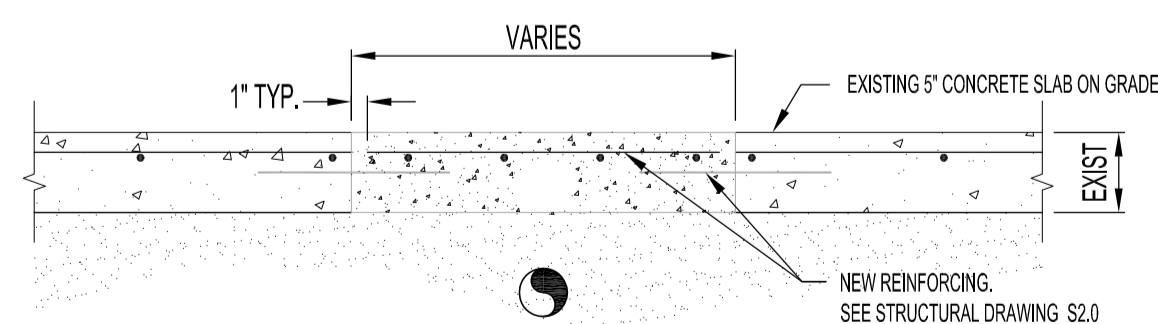
**PLUMBING RENOVATION NOTES:**

SUPPLY & INSTALL, UNLESS OTHERWISE NOTED.

- 1 REPLACE EXISTING DRAIN TILES FROM NEW PERIMETER WEEPING TILES TO EXISTING CATCH BASIN. SIZE TO MATCH EXISTING.
- 2 SUMP PIT - REPLACE EXISTING CB DRAIN TILE LINE WITH NEW 3" PVC PIPE SLOPE TO DRAIN INTO NEW SUMP PIT.
- 3 CONNECT NEW WEEPING TILE FOR NEW LIFT VESTIBLE TO NEW BUILDING PERIMETER WEEPING TILE SYSTEM.
- 4 IN-FLOOR CONDENSATE 1-1/2" PVC PIPE TRANSITION FROM SOUTH WALL TO NEW FLOOR DRAIN, SEE DRAWING M5.
- 5 PLUMBING DWV STACK SHALL BE PLUMBED AND CENTERED WITH NEW BASEMENT SHOWER WALL & MAIN FLOOR WASHROOM WALL TO CONNECT TO EXISTING VENT STACK AT ROOF.



**BASEMENT FLOOR PLAN - IN-FLOOR PLUMBING RENOVATION**  
SCALE: 1/4"=1'-0" (NEW WALLS & FIXTURES NOT SHOWN FOR CLARITY)



**SECTION "A-A"**  
**TYPICAL CONCRETE FLOOR CUT**  
SCALE: 1"=1'-0"

**NOTES :**  
SEE NOTES ON DRAWING M1.  
NEW BASEMENT CONCRETE FLOOR FINISH SHALL SLOPE TO NEW FLOOR DRAINS & NEW SHOWER FLOOR DRAINS.

ORIGINAL STAMPED BY: DOUG PALEY, P. ENG.  
DATE: 2007.11.15

SEE ADDENDUM 4, BID OPPORTUNITY 629-2007, REVISED DUE TO WASHROOMS & SHOWERS WERE SEPARATED BY WALLS & UNIVERSAL DESIGN REQUIREMENTS. DTA 2007.11.15

NO.	REVISION/DESCRIPTION	BY	DATE

DRAWN BY	DATE	CHECKED BY	APPROVED
DTA	2007.10.11	USER APPROVAL	

**CITY OF WINNIPEG**  
PLANNING, PROPERTY & DEVELOPMENT DEPARTMENT  
CIVIC ACCOMMODATIONS DIVISION  
300 - 65 GARRY ST. R3C 4K4

PROJECT  
COMMUNITY POLICE SERVICE CENTRE

1400 HENDERSON HWY.

**SHEET TITLE**  
BASEMENT FLOOR PLAN  
IN-FLOOR PLUMBING & CONCRETE FLOOR  
DEMOLITION AND RENOVATION

SCALE	PROJECT NO.	SHEET NO.
AS SHOWN	2004-023	M4R1

DRAWING SHEET SIZE: A1 (841mm x 594mm) PLOT 1:1