




REV.	CABLE TAG	CABLE SPECIFICATIONS	LENGTH (m)	FROM	TO	DESCRIPTION	REMARKS
1	C-LCP-C970A-C01	4-Pair #24 AWG - Cat 5E		CP-H30A Plant Master PLC Communication Panel	LCP-C970A Sodium Bisulphite Pump 3 VFD	Sodium Bisulphite Pump 3 VFD Control	In Contract 742-2005.
1	C-LCP-F911A-C01	4-Pair #24 AWG - Cat 5E		LCP-H10A Electrical Room No. 1 Communication Panel	LCP-F911A Filter Backwash Pump 1 Control Panel	Filter Backwash Pump 1 VFD Control	In Contract 742-2005.
1	C-LCP-F921A-C01	4-Pair #24 AWG - Cat 5E		LCP-H10A Electrical Room No. 1 Communication Panel	LCP-F921A Filter Backwash Pump 2 Control Panel	Filter Backwash Pump 2 VFD Control	In Contract 742-2005.
1	C-LCP-H700A-C01	4-Pair #24 AWG - Cat 5E		LCP-H10A Electrical Room No. 1 Communication Panel	LCP-H700A Potable Water Booster Pump VFD Control Panel	Potable Water Booster Pump 1 VFD Control	In Contract 742-2005.
1	C-LCP-H700A-C02	4-Pair #24 AWG - Cat 5E		LCP-H10A Electrical Room No. 1 Communication Panel	LCP-H700A Potable Water Booster Pump VFD Control Panel	Potable Water Booster Pump 2 VFD Control	In Contract 742-2005.
1	C-LCP-R001C-C01	4-Pair #24 AWG - Cat 5E		LCP-R21A Residuals Communication Panel	LCP-R001C W.R.T. Flocculation Chamber Mixer VFD	W.R.T. Flocculation Chamber Mixer VFD Control	In Contract 742-2005.
1	C-MCC3A-C01	4-Pair #24 AWG - Cat 5E		LCP-H10A Electrical Room No. 1 Communication Panel	MCC3A	Washwater Recovery Tank WRT-R100A Sludge Pump VFD Control	In Contract 742-2005.
1	C-MCC3A-C02	4-Pair #24 AWG - Cat 5E		LCP-H10A Electrical Room No. 1 Communication Panel	MCC3A	Washwater Recovery Tank WRT-R200A Sludge Pump VFD Control	In Contract 742-2005.
1	C-MCC3B-C01	4-Pair #24 AWG - Cat 5E		LCP-H10A Electrical Room No. 1 Communication Panel	MCC3B	Washwater Recovery Tank WRT-R300A Sludge Pump VFD Control	In Contract 742-2005.
1	C-MCC3B-C02	4-Pair #24 AWG - Cat 5E		LCP-H10A Electrical Room No. 1 Communication Panel	MCC3B	Washwater Recovery Tank WRT-R400A Sludge Pump VFD Control	In Contract 742-2005.
2	C-CP-C11A-C01	24-Strand 50/125/250 um Multi-mode		CP-H30A Plant Master PLC Communication Panel	CP-C11A Polymer Communication Panel	Plant Communication	In Contract 742-2005.
2	C-CP-H30A-C01	24-Strand 50/125/250 um Multi-mode		CP-O30A Ozone Communication Panel	CP-H30A Plant Master PLC Communication Panel	Plant Communication	In Contract 742-2005.
2	C-CP-H31A-C01	24-Strand 50/125/250 um Multi-mode		CP-P31A DAF Communication Panel	CP-H31A Primary Server Room Communication Panel	Plant Communication	In Contract 742-2005.
2	C-CP-H32A-C01	24-Strand 50/125/250 um Multi-mode		CP-H30A Plant Master PLC Communication Panel	CP-H32A Backup Server Room Communication Panel	Plant Communication	In Contract 742-2005.
2	C-CP-O11A-C01	24-Strand 50/125/250 um Multi-mode		CP-H30A Plant Master PLC Communication Panel	CP-O11A Liquid Oxygen Communication Panel	Plant Communication	In Contract (LOX).
2	C-CP-O30A-C01	24-Strand 50/125/250 um Multi-mode		LCP-R21A Residuals Communication Panel	CP-O30A Ozone Communication Panel	Plant Communication	In Contract 742-2005.
2	C-CP-P31A-C01	24-Strand 50/125/250 um Multi-mode		CP-H32A Backup Server Room Communication Panel	CP-P31A DAF Communication Panel	Plant Communication	In Contract 742-2005.

<p>NOTES:</p> <div style="border: 1px solid black; padding: 5px; width: fit-content; margin: 10px auto;">  <p><b>APEGM</b> Certificate of Authorization Earth Tech Canada Inc. No. 730 Expiry: April 30, 2006.</p> </div>	B.M. ELEV.		 		<p>ENGINEER'S SEAL</p> <p>ORIGINAL SIGNED BY</p> <p>S.W. TORMEY</p> <p>2006/03/29</p>		<p><b>THE CITY OF WINNIPEG</b></p> <p><b>WATER AND WASTE DEPARTMENT</b></p> <p><b>ENGINEERING DIVISION</b></p> <hr/> <p>WATER TREATMENT PLANT PLANT UTILITIES MECHANICAL AND ELECTRICAL</p> <hr/> <p>AUTOMATION / I AND C PLANT COMMUNICATION CABLES CABLE LIST</p>		CITY FILE NUMBER	
	7	FOR CONSTRUCTION							06/12/01	BT
	6	498-2006 ADDENDUM 6	06/10/13	BT	CITY DRAWING NUMBER					
	5	498-2006 ADDENDUM 2	06/09/22	BT						
	4	FOR CONSTRUCTION	06/07/28	BT	1-0601H-K-A0705-001-10B					
	3	GENERAL REVISIONS	06/07/13	BT						
	10	792-2006 ADDENDUM 5	06/04/11	BT	DESIGNED BY: SWT					
	9	FOR TENDER (35-2006)	07/03/19	BT	CHECKED BY: SWT					
	8	ISSUED FOR TENDER	07/01/22	BT	APPROVED BY: AHL					
	NO.	REVISIONS	DATE	BY	SCALE: NTS				RELEASED FOR CONSTRUCTION BY: R. SOROKOWSKI	
				DATE: 2006/03/29		DATE: 2006/03/29				
				CONSULTANT DRAWING NO. WH-A0705						