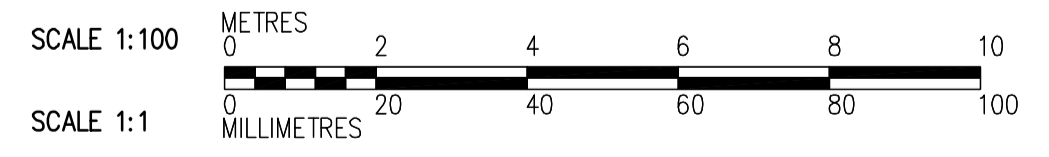
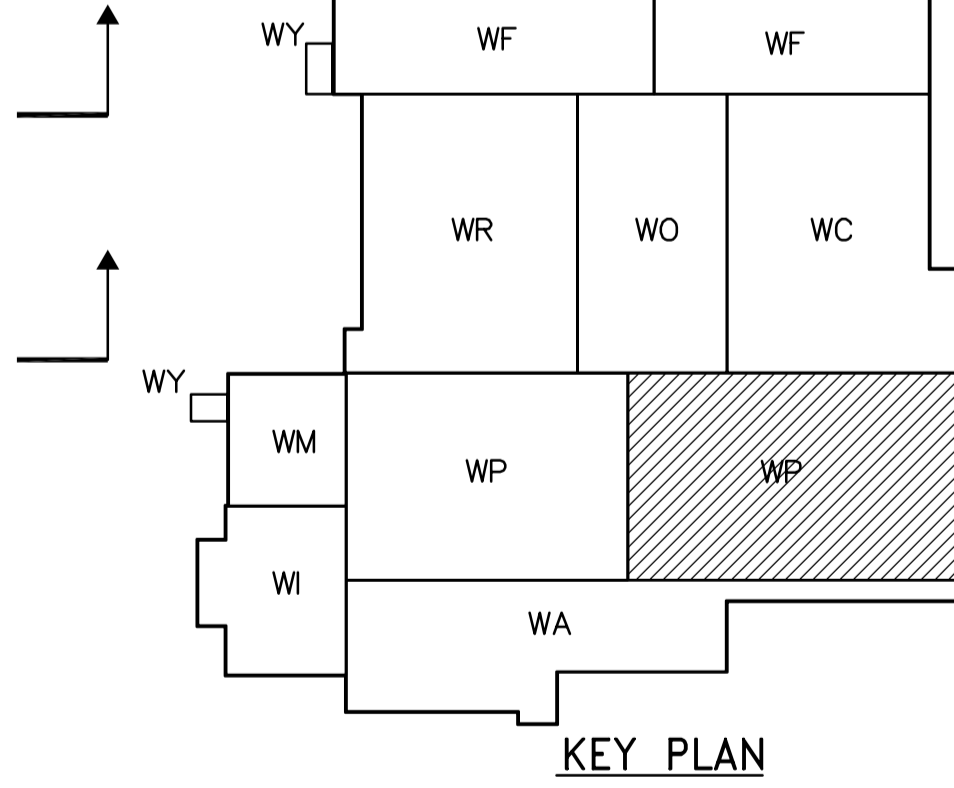
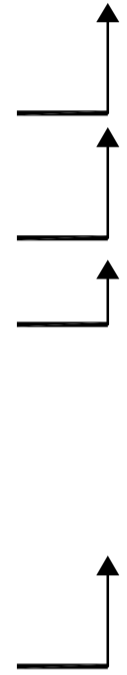


- NOTES:**
- FOR BEAM AND COLUMN SCHEDULE SEE DWG WP-S015.
 - PC 'X' - DENOTES PILE CAP TYPE, SEE DWG WP-S0401 FOR DETAILS.

REBAR LEGEND:

—— TOP BARS

- - - - BOTTOM BARS



CHANNEL FLOOR PLAN
1:100

<p>APEGN Certificate of Authorization CH2M HILL Canada Ltd. No. 1441 Expiry: April 30, 2006</p>	B.M. ELEV.	<p>Frederickson Cooper ARCHITECTS</p>	<p>EarthTech A Tyco International Ltd. Company</p>	ENGINEER'S SEAL	<p>THE CITY OF WINNIPEG WATER AND WASTE DEPARTMENT ENGINEERING DIVISION</p>	
				DESIGNED BY RZ		CHECKED BY AP
		DRAWN BY RL	APPROVED BY DJT	2006/02/06		WATER TREATMENT PLANT FLOCCULATION AND DAF FOUNDATIONS AND CONCRETE STRUCTURES
	01 583-2005 ADDENDUM 3 06/03/10 RZ	SCALE: 1:100	RELEASED FOR CONSTRUCTION BY: R. SOROKOWSKI	CONSULTANT DRAWING NO. WP-S0122		CITY FILE NUMBER
00 ISSUED FOR TENDER 2006/02/03 RZ	NO. REVISIONS	DATE BY	DATE 2005/06/28	DATE 2006/02/08	SHEET OF	
					CITY DRAWING NUMBER	
					1-060P-A-50122-001-0D	