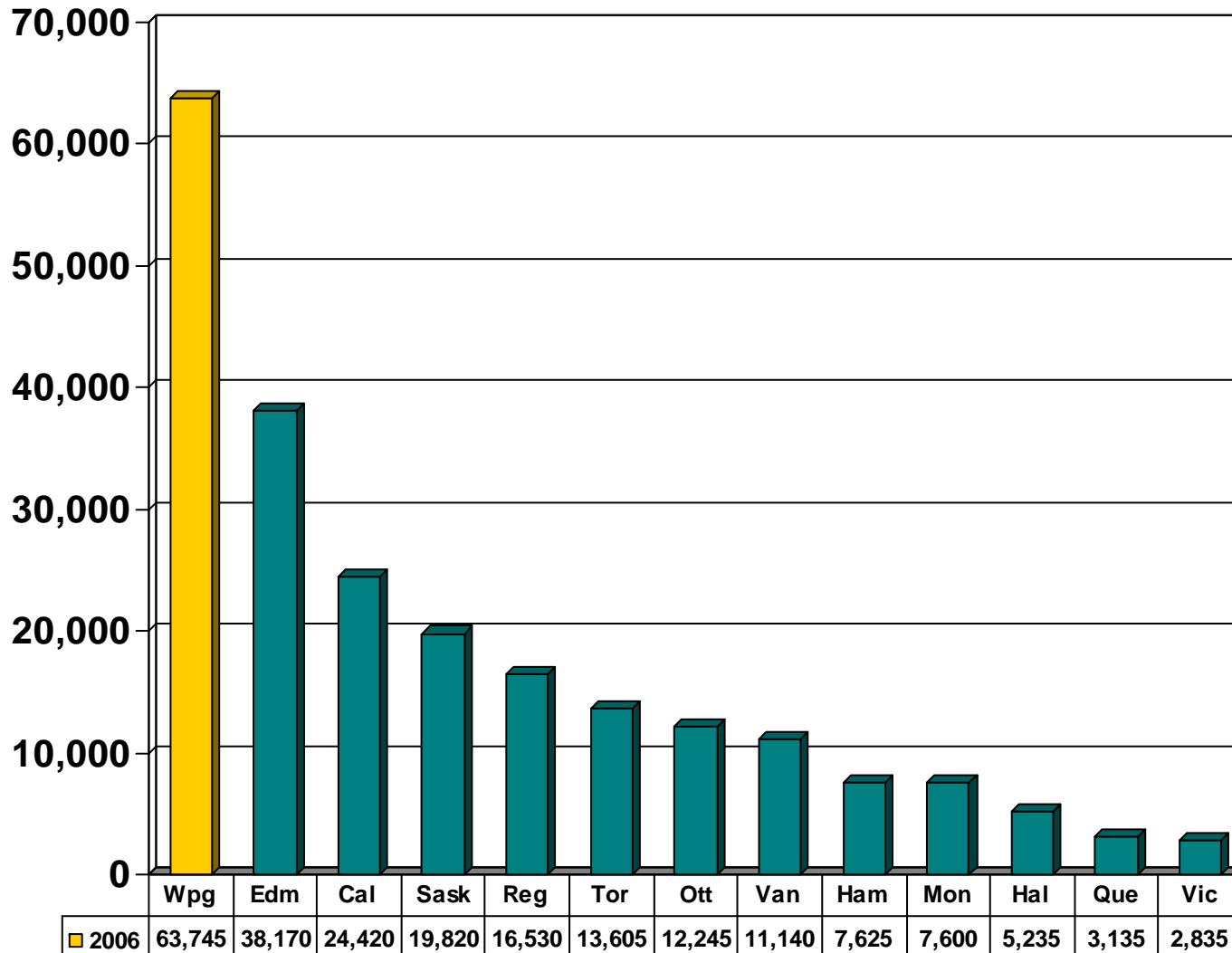


Aboriginal Persons Highlights

- Statistics Canada released statistics on Aboriginal persons from the 2006 Census.
- Of major cities in Canada, the City of Winnipeg has the largest Aboriginal population. The cities of Winnipeg, Saskatoon and Regina have a similar proportion of Aboriginal persons.
- 63,745 Aboriginal persons reside in the City of Winnipeg and now make up about 10% of Winnipeg's population.
- There are two main groups: the Métis, 37,390 persons, making up 59% of all Aboriginal persons and the North American Indian, 24,950 persons, making up 39%.
- About one third of Manitoba Aboriginal persons live in Winnipeg. 52% of Manitoba Métis persons and 25% of Manitoba North American Indian persons live in Winnipeg. These ratios have been fairly constant for the last three Censuses.
- Winnipeg's Aboriginal population is proportionally younger than its non-Aboriginal population – about 50% of all aboriginal persons are younger than 25 years of age.

Number of Aboriginal Persons in Cities – 2006 (municipalities)

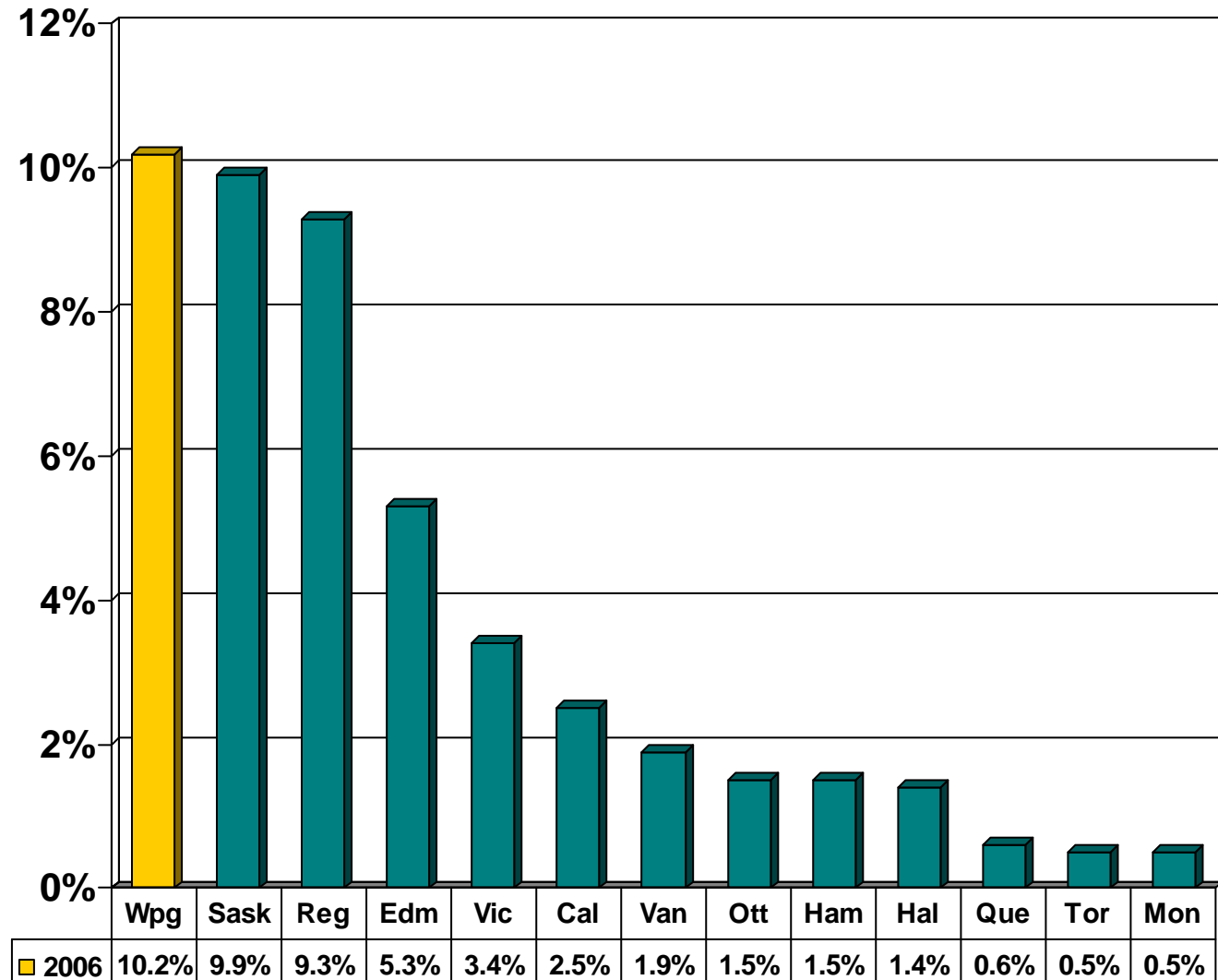


**Of major cities in Canada
Winnipeg has the largest Aboriginal population.**

Percentage of Aboriginal Persons in Cities – 2006 (municipalities)

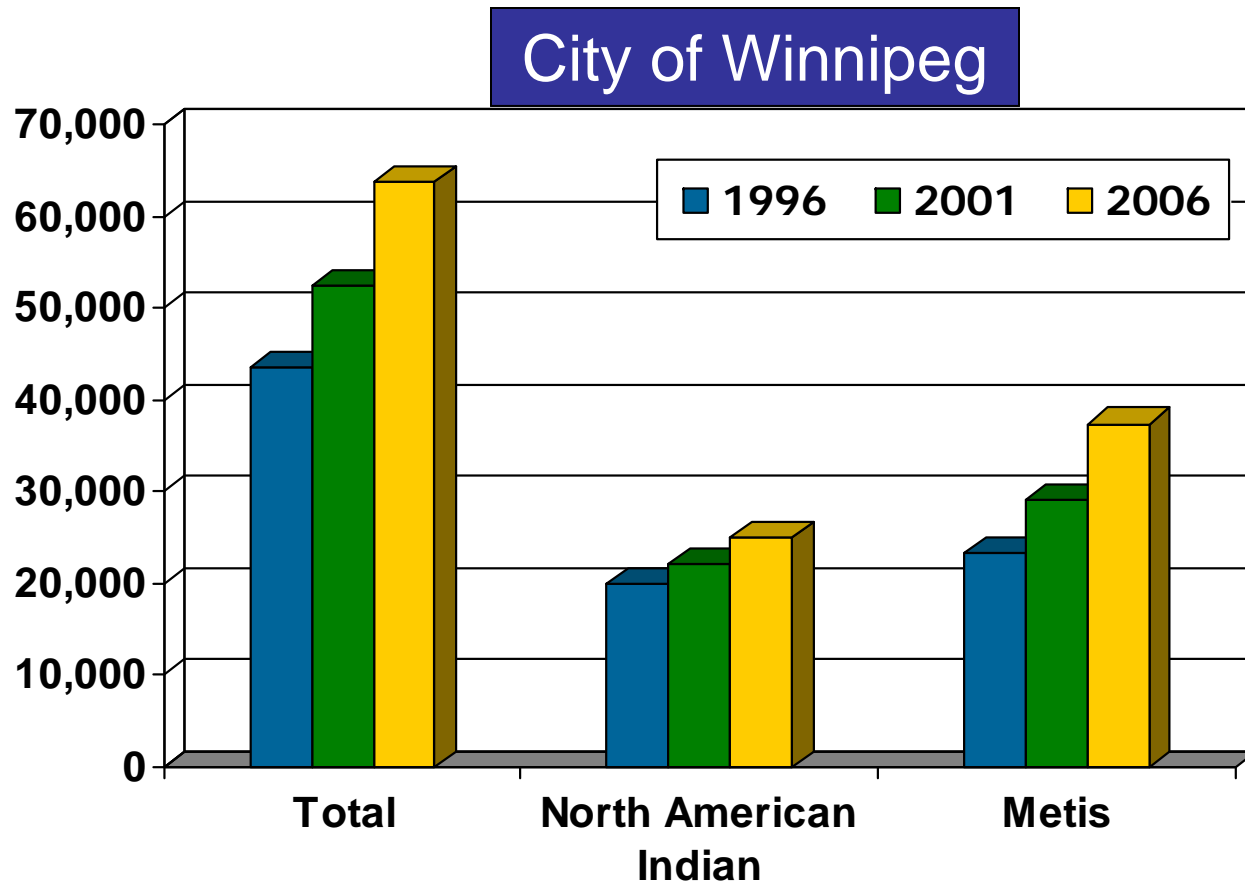
Aboriginal Persons make up 10% of Winnipeg's population.

Regina and Saskatoon have a similar proportion of Aboriginal Persons as Winnipeg.



Source: Statistics Canada, 2006 Census, Aboriginal persons based on identity

North American Indian and Metis 1996/2001/2006 Census Comparison



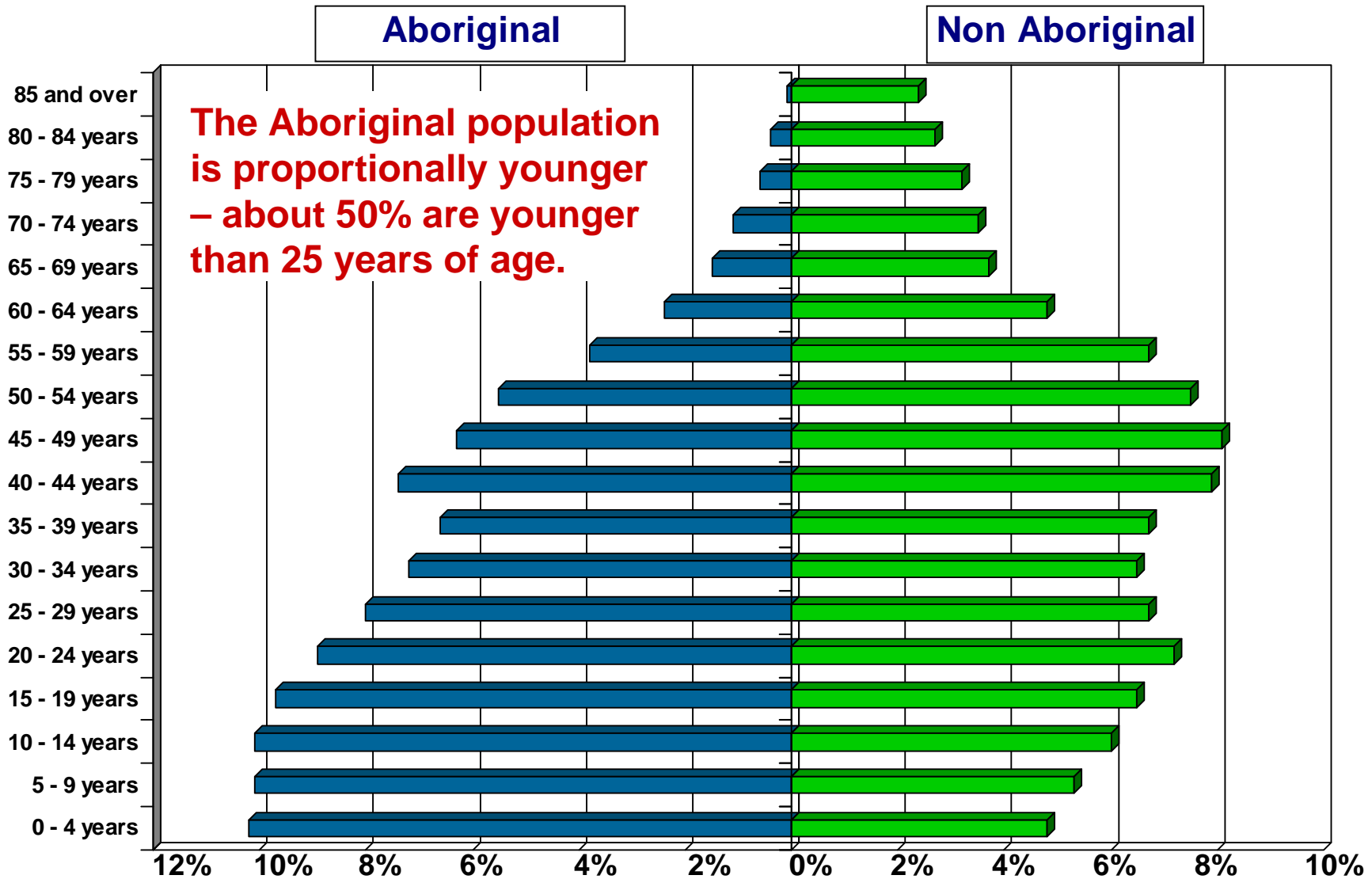
In Winnipeg (2006)

- 39% of Aboriginal Persons declared themselves as North American Indians.

and

- 59% of Aboriginal Persons declared themselves as Métis.

City of Winnipeg's Aboriginal & Non-Aboriginal Population Pyramid - 2006



Source: Statistics Canada, 2006 Census, Aboriginal persons based on identity

Aboriginal Persons

Within the City of Winnipeg					Rest of Manitoba (excluding Winnipeg)				
	Total Aboriginal persons	North American Indian	Métis		Total Aboriginal persons	North American Indian	Métis		
1996	43,460	20,032	23,315	1996	85,220	62,149	22,929		
2001	52,415	22,070	29,010	2001	97,630	68,270	27,790		
2006	63,745	24,950	37,390	2006	111,650	75,695	34,420		
Total Aboriginal persons					Total Aboriginal persons				
	total	change	% change	% of MB		total	change	% change	% of MB
1996	43,460			33.8%	1996	85,220			66.2%
2001	52,415	8,955	20.6%	34.9%	2001	97,630	12,410	14.6%	65.1%
2006	63,745	11,330	21.6%	36.3%	2006	111,650	14,020	14.4%	63.7%
North American Indian persons					North American Indian persons				
	total	change	% change	% of MB		total	change	% change	% of MB
1996	20,032			24.4%	1996	62,149			75.6%
2001	22,070	2,038	10.2%	24.4%	2001	68,270	6,121	9.8%	75.6%
2006	24,950	2,880	13.0%	24.8%	2006	75,695	7,425	10.9%	75.2%
Métis persons					Métis persons				
	total	change	% change	% of MB		total	change	% change	% of MB
1996	23,315			50.4%	1996	22,929			49.6%
2001	29,010	5,695	24.4%	51.1%	2001	27,790	4,861	21.2%	48.9%
2006	37,390	8,380	28.9%	52.1%	2006	34,420	6,630	23.9%	47.9%

The Manitoba Bureau of Statistics (MBS) has analysed the issue of "ethnic mobility" or persons changing their ethnic declaration from one census to the next.

Excerpt from MBS's Aboriginal population projection (June 2007):

"It has been estimated that approximately 50% of the growth in the Aboriginal community between 1996 and 2001 was due to ethnic mobility."