

Results from the City of Edmonton's 2009 Property Tax Survey



Presentation prepared by: City of Winnipeg
Office of the CFO
January 2010



2009 Edmonton Residential Property Tax Survey

QUICK OVERVIEW AND HIGHLIGHTS


- The Edmonton Residential Property Tax Survey has been released.
- The highlights focus on results for the “Average” house in 14 large cities (greater than 200,000 population).
 - While the survey also includes smaller cities (Red Deer, Medicine Hat, Fredericton), its more appropriate to compare Winnipeg to other large cities.
- In all cases for Winnipeg the entire \$650 property tax credit has been applied to the school component of the property tax bill (i.e. none of the tax credit has been applied to the municipal portion). In 2008, the credit was \$600.
- As of 2006, the Provincial Education Support Levy has been eliminated for residential properties.

Winnipeg’s Average house – ranking out of 14 large cities.

- 2nd lowest for Total property taxes (was 3rd in 2008)
- 3rd lowest for Municipal property taxes (was 4th in 2008)
- 5th lowest for Municipal prop tax & municipal utilities (was 4th in 2008)
- 9th lowest for School property taxes (was 8th in 2008)
- 3rd lowest Total prop tax & all utilities (was 3rd in 2008)



2009 Edmonton Residential Property Tax Survey Average House

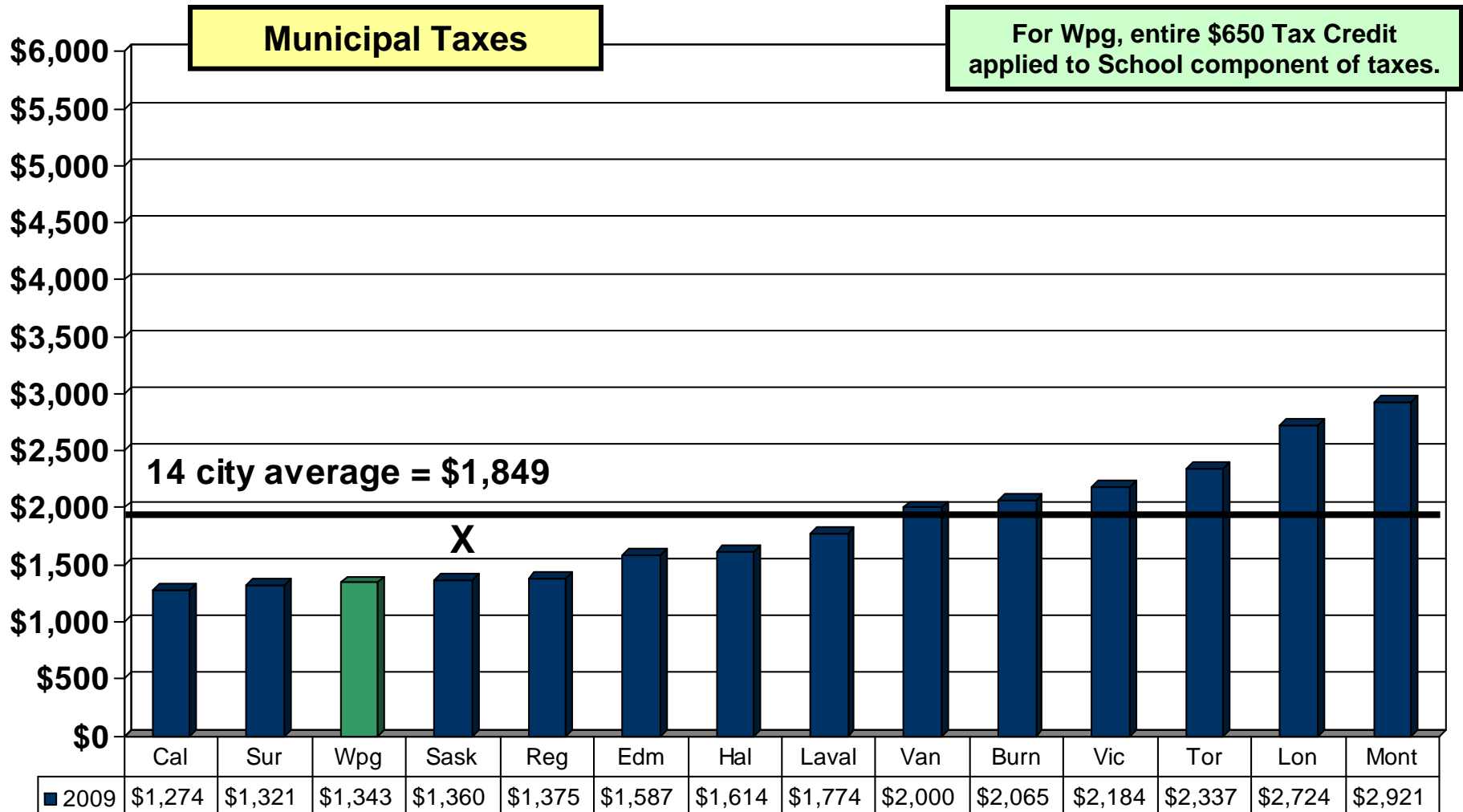


Source: City of Edmonton 2009 Residential Property Taxes & Utility Charges Survey, released January 2010.

Out of 21 cities in survey, used 14 largest cities (Regina and larger approx 200,000 plus population) that provided average data.)



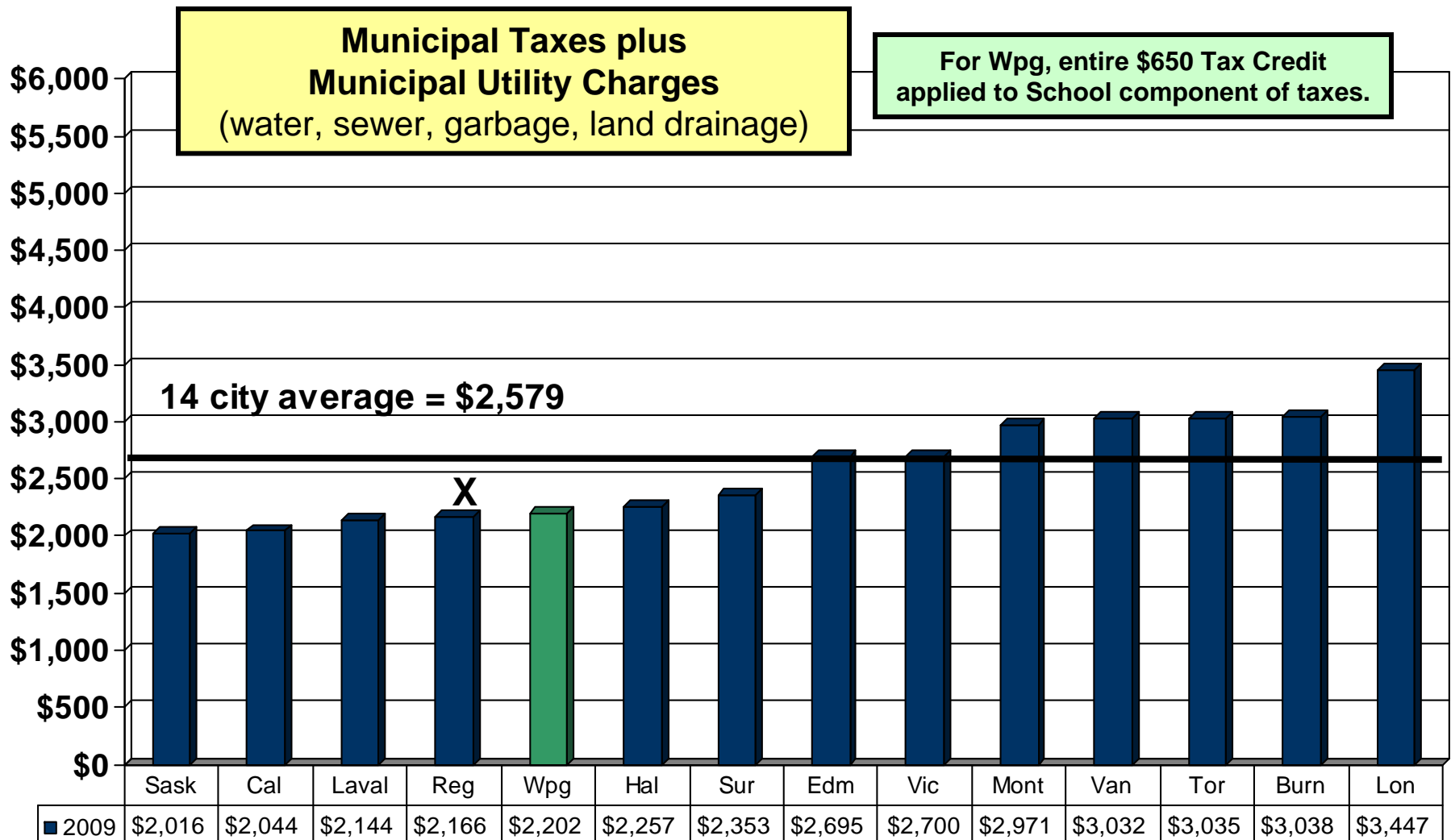
2009 Edmonton Residential Property Tax Survey Average House



Source: City of Edmonton 2009 Residential Property Taxes & Utility Charges Survey, released January 2010.
Out of 21 cities in survey, used 14 largest cities (Regina and larger approx 200,000 plus population) that provided average data.)



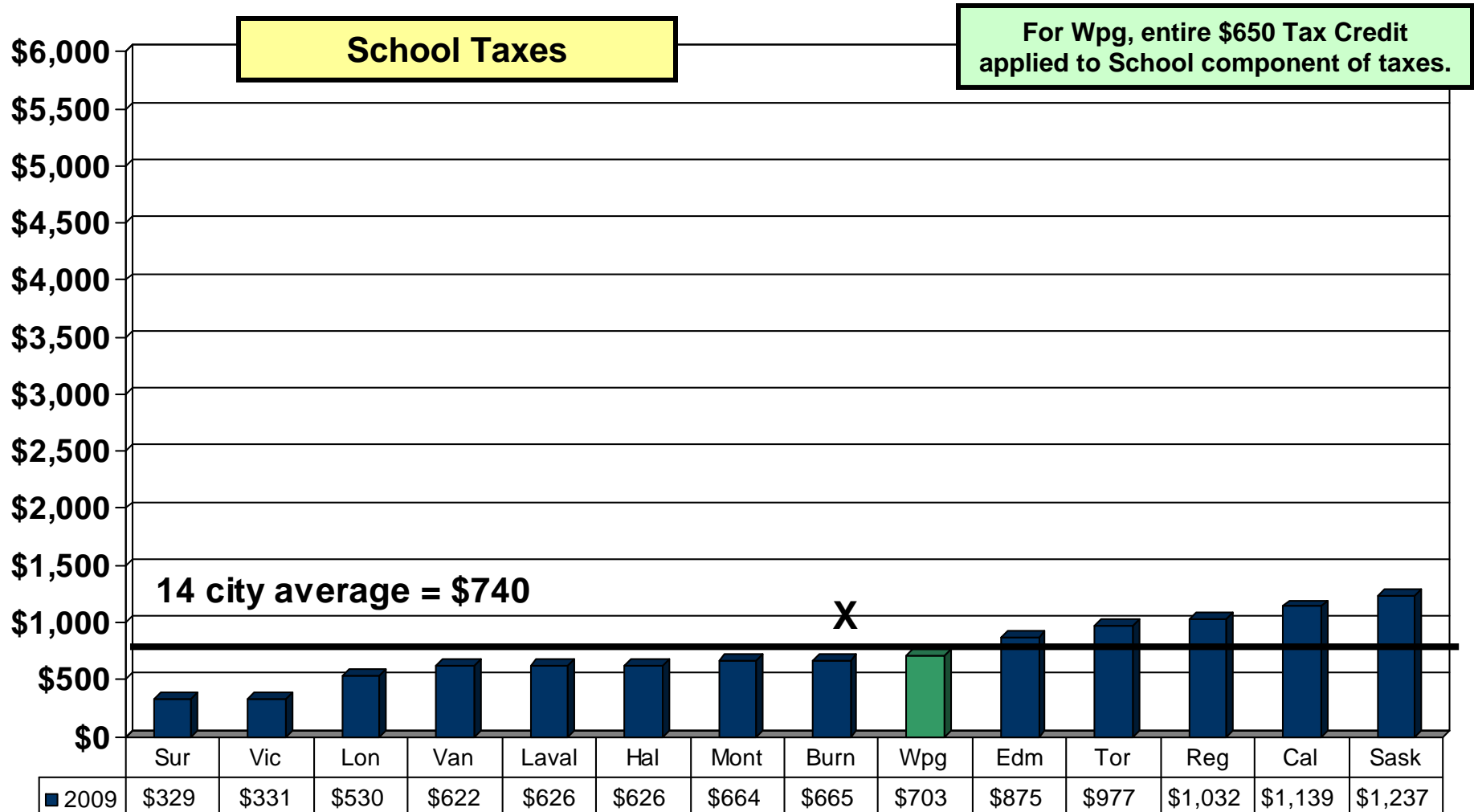
2009 Edmonton Residential Property Tax Survey Average House



Source: City of Edmonton 2009 Residential Property Taxes & Utility Charges Survey, released January 2010.
Out of 21 cities in survey, used 14 largest cities (Regina and larger approx 200,000 plus population) that provided average data.)



2009 Edmonton Residential Property Tax Survey Average House

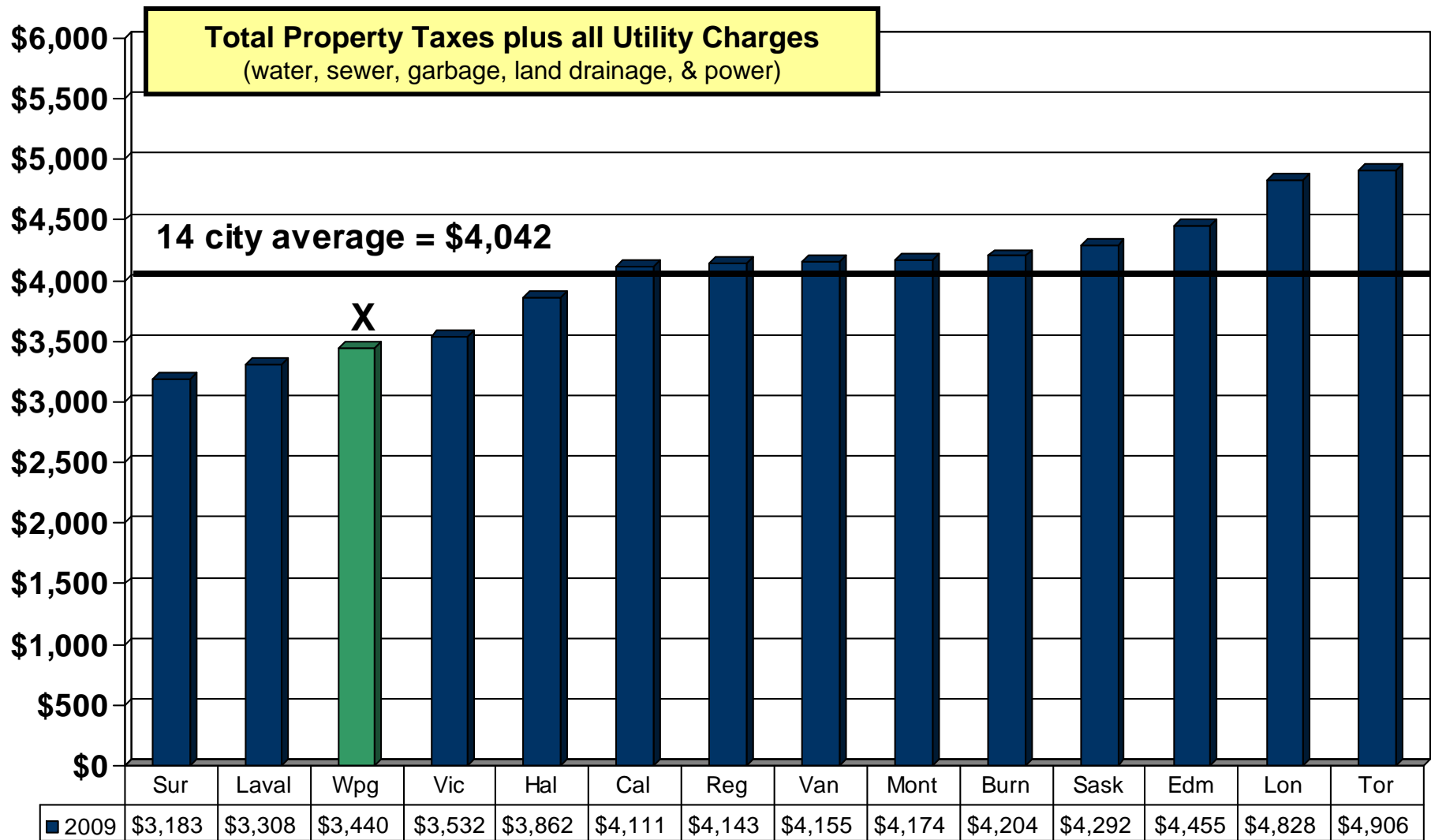


Source: City of Edmonton 2009 Residential Property Taxes & Utility Charges Survey, released January 2010.

Out of 21 cities in survey, used 14 largest cities (Regina and larger approx 200,000 plus population) that provided average data.)



2009 Edmonton Residential Property Tax Survey Average House



Source: City of Edmonton 2009 Residential Property Taxes & Utility Charges Survey, released January 2010.

Out of 21 cities in survey, used 14 largest cities (Regina and larger approx 200,000 plus population) that provided average data.



2009 Edmonton Residential Property Tax Survey


Cities with Municipal Utility User Fees

- There are differences in how some cities charge for water, sewer and garbage collection services. Montreal has a low water & sewer rate, with additional charges paid thru property taxes.
- Some cities have a garbage user fee: annual fees for Edmonton, Vancouver, Surrey, Ottawa and Toronto are \$319, \$190, \$212, \$80, and \$39 respectively. Its important to consider utility charges when comparing equivalent costs.
- Toronto introduced a garbage fee in 2008.

Cities	Garbage	Land Drainage	Water	Sewer
Vancouver	X		X	X
Victoria	X		X	X
Burnaby			X	X
Surrey	X	X	X	X
Edmonton	X	X	X	X
Calgary		X	X	X
Saskatoon		X	X	X
Regina		X	X	X
Winnipeg			X	X
London		X	X	X
Toronto	X		X	X
Ottawa	X		X	X
Montreal			X	
Laval			X	X
Halifax			X	X

2009 Edmonton Residential Property Tax Survey

Average House

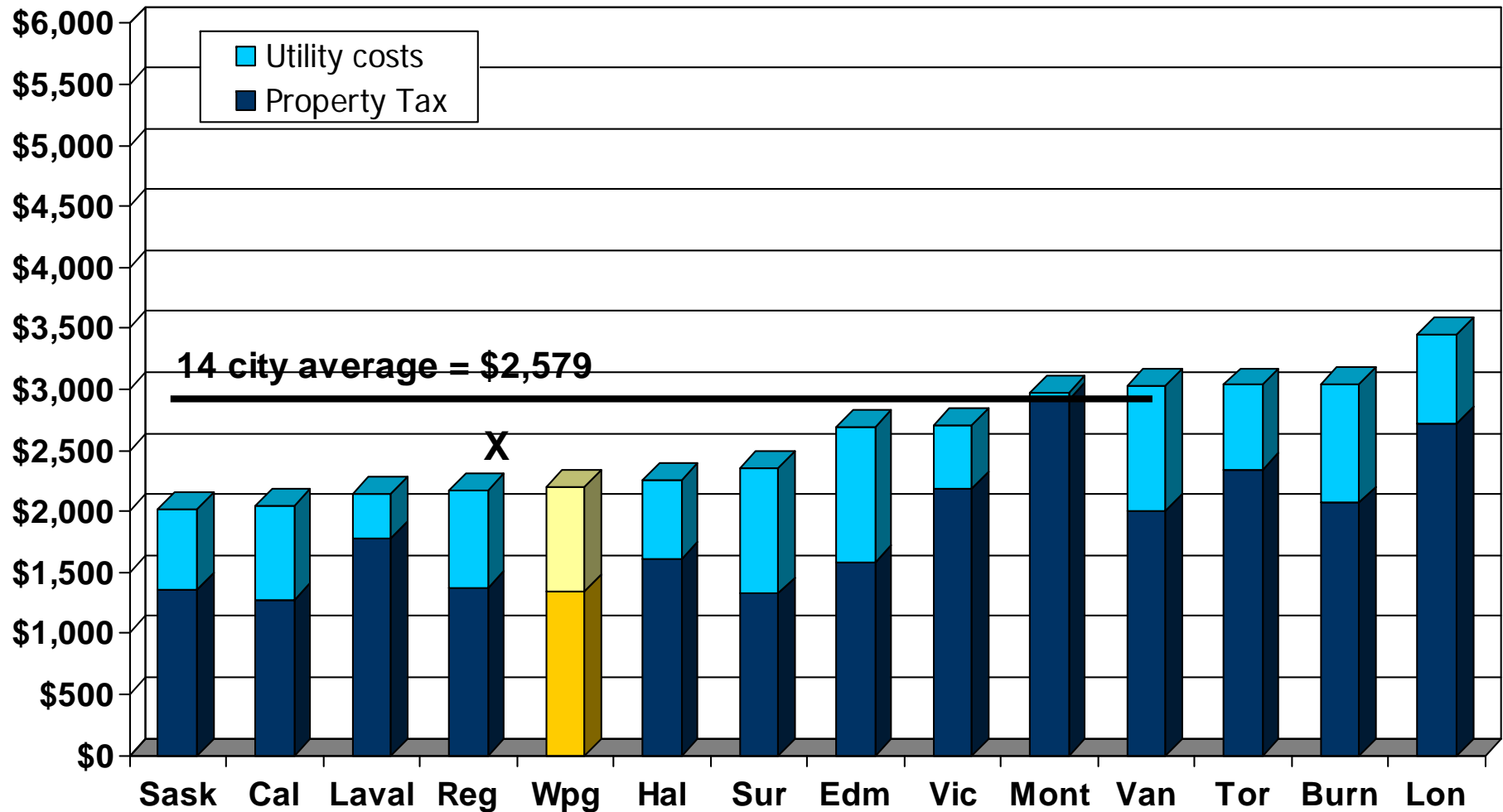


Source: City of Edmonton 2009 Residential Property Taxes & Utility Charges Survey, released January 2010.

Out of 21 cities in survey, used 14 largest cities (Regina and larger approx 200,000 plus population) that provided average data.



2009 Edmonton Residential Property Tax Survey Average House



Source: City of Edmonton 2009 Residential Property Taxes & Utility Charges Survey, released January 2010.
Out of 21 cities in survey, used 14 largest cities (Regina and larger approx 200,000 plus population) that provided average data.)